



Accounts Payable

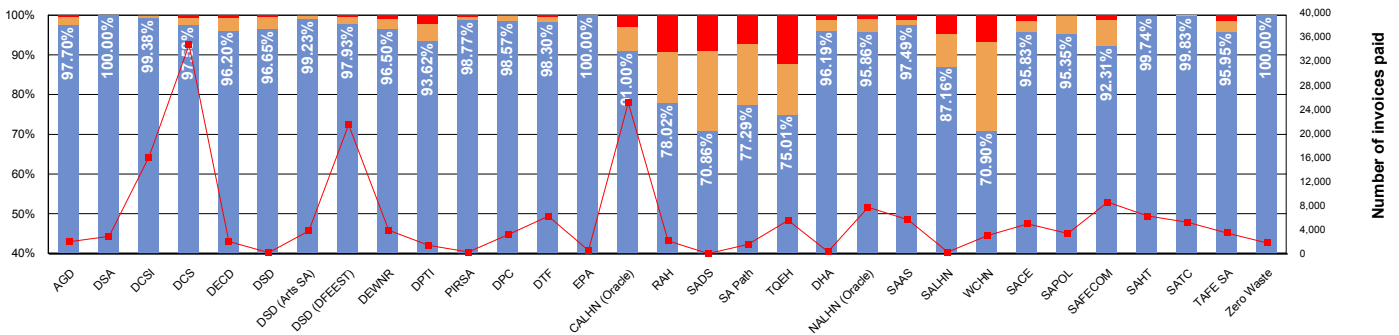
Treasurer's Instruction 11 Reporting

Invoice Payment Time by:

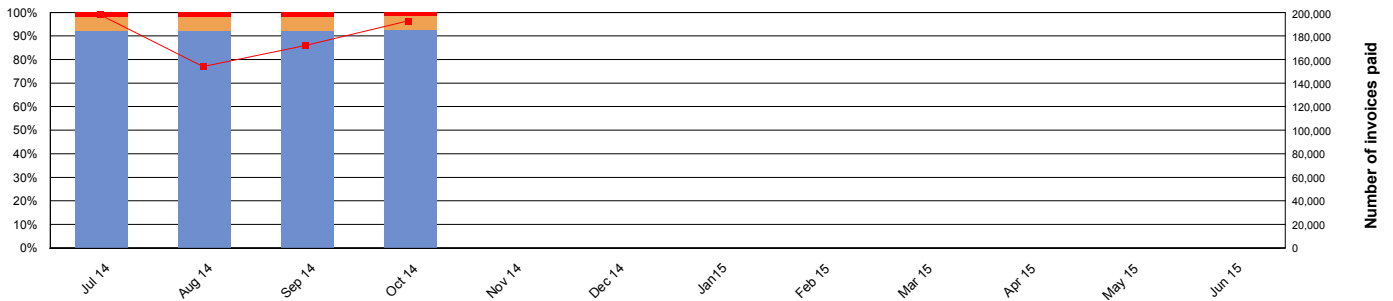
Volume

	October 2014					
	SA Health		Agencies (excluding SA Health)		Total	
Invoices paid within 30 calendar days or less	60,450	81.07%	129,504	97.55%	189,954	91.62%
Invoices paid within 31 to 60 calendar days	10,098	13.54%	2,500	1.88%	12,598	6.08%
Invoices paid greater than 60 calendar days	4,013	5.38%	758	0.57%	4,771	2.30%
Total number of invoices paid	74,561		132,762		207,323	

Total Volume by Agency



Total Volume by Month



- Paid in 30 calendar days or less
- Paid within 31 to 60 calendar days
- Paid greater than 60 calendar days
- Number of invoices paid

Volume - 2014/15 Year-to-date						
	SA Health		Agencies (excluding SA Health)		Total	
■	232,388	79.56%	476,933	97.69%	709,321	90.90%
■	42,384	14.51%	8,723	1.79%	51,107	6.55%
■	17,322	5.93%	2,570	0.53%	19,892	2.55%
Total	292,094		488,226		780,320	



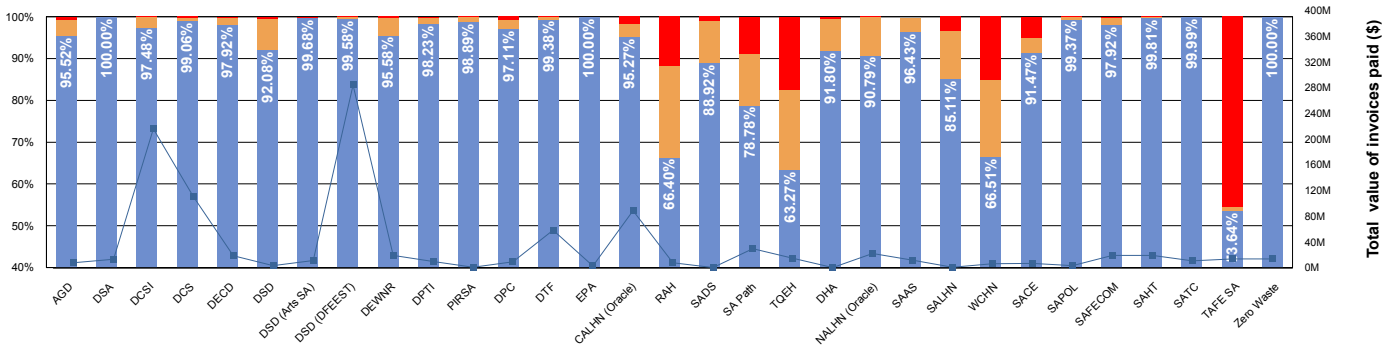
Accounts Payable

Treasurer's Instruction 11 Reporting

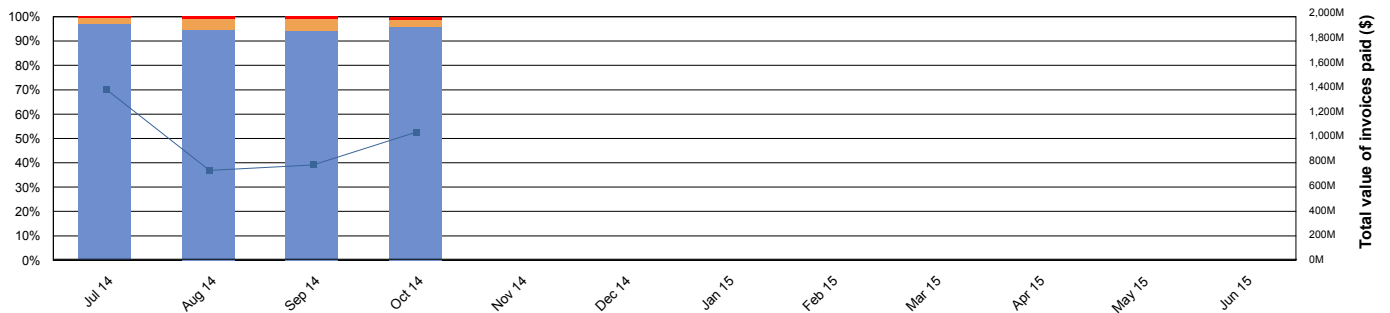
Invoice Payment Time by:

Value	October 2014					
	SA Health		Agencies (excluding SA Health)		Total	
Invoices paid within 30 calendar days or less	\$ 156,018,736.16	82.69%	\$ 853,753,421.02	97.41%	\$ 1,009,772,157.18	94.80%
Invoices paid within 31 to 60 calendar days	\$ 24,056,312.93	12.75%	\$ 14,982,604.68	1.71%	\$ 39,038,917.61	3.67%
Invoices paid greater than 60 calendar days	\$ 8,592,734.67	4.55%	\$ 7,756,152.82	0.88%	\$ 16,348,887.49	1.53%
Total value of invoices paid	\$ 188,667,783.76		\$ 876,492,178.52		\$ 1,065,159,962.28	

Total Value by Agency



Total Value by Month



- Paid in 30 calendar days or less
- Paid within 31 to 60 calendar days
- Paid greater than 60 calendar days
- Total value of invoices paid

Value - 2014/15 Year-to-date						
	SA Health		Agencies (excluding SA Health)		Total	
■	\$601,399,355.55	81.54%	\$ 3,231,616,012.54	97.46%	\$ 3,833,015,368.09	94.56%
■	\$101,768,539.57	13.80%	\$ 66,359,911.27	2.00%	\$ 168,128,450.84	4.15%
■	\$34,389,491.40	4.66%	\$ 17,838,265.75	0.54%	\$ 52,227,757.15	1.29%
Total	\$737,557,386.52		\$ 3,315,814,189.56		\$ 4,053,371,576.08	