



Accounts Payable

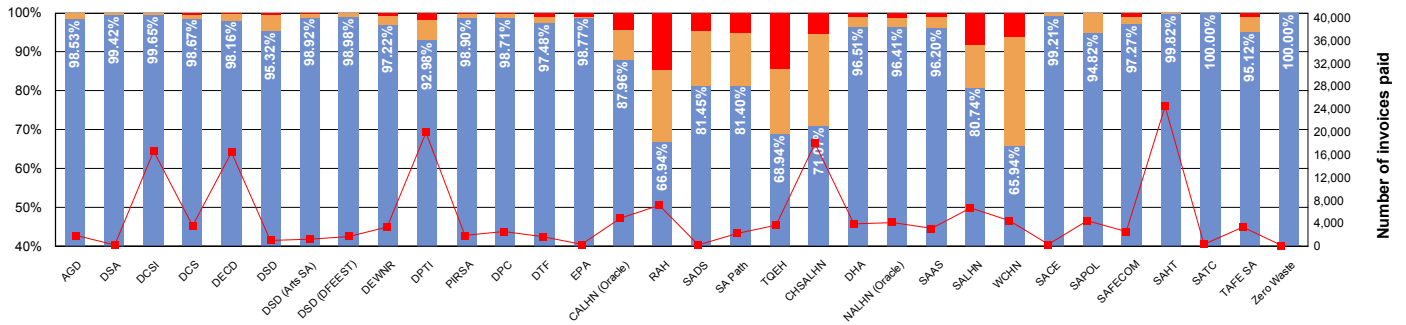
Treasurer's Instruction 11 Reporting

Invoice Payment Time by:

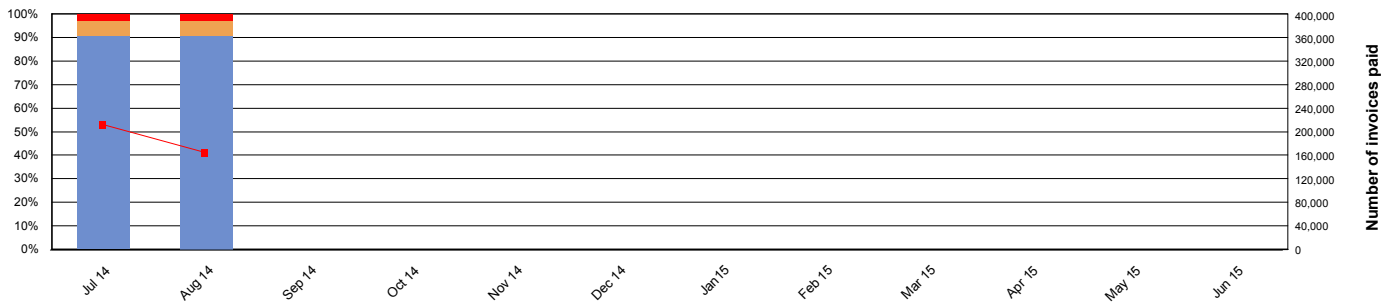
Volume

	August 2014					
	SA Health		Agencies (excluding SA Health)		Total	
Invoices paid within 30 calendar days or less	45,453	77.80%	104,787	97.57%	150,240	90.61%
Invoices paid within 31 to 60 calendar days	9,165	15.69%	2,070	1.93%	11,235	6.78%
Invoices paid greater than 60 calendar days	3,805	6.51%	537	0.50%	4,342	2.62%
Total number of invoices paid	58,423		107,394		165,817	

Total Volume by Agency



Total Volume by Month



- Paid in 30 calendar days or less
- Paid within 31 to 60 calendar days
- Paid greater than 60 calendar days
- Number of invoices paid

Volume - 2014/15 Year-to-date

	SA Health		Agencies (excluding SA Health)		Total	
■	110,597	78.10%	238,187	97.90%	348,784	90.62%
■	21,951	15.50%	3,854	1.58%	25,805	6.70%
■	9,070	6.40%	1,244	0.51%	10,314	2.68%
Total	141,618		243,285		384,903	



Accounts Payable

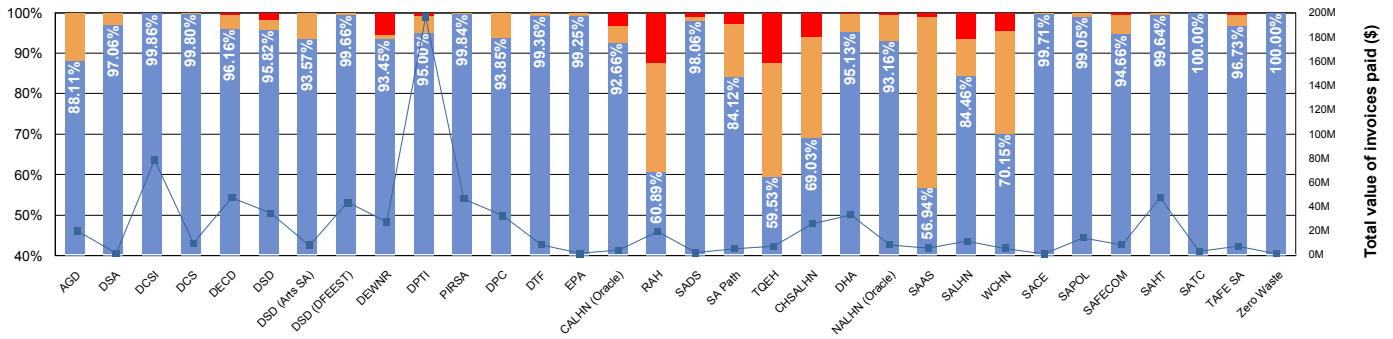
Treasurer's Instruction 11 Reporting

Invoice Payment Time by:

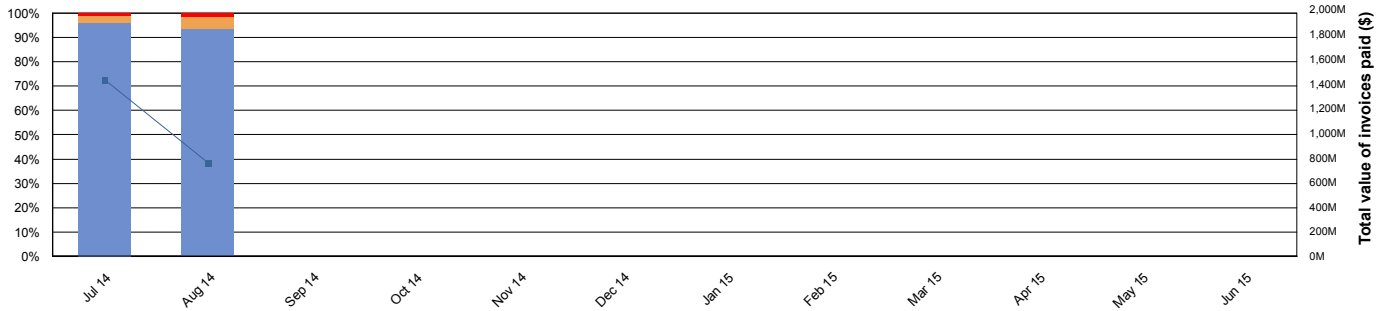
Value

	August 2014					
	SA Health		Agencies (excluding SA Health)		Total	
Invoices paid within 30 calendar days or less	\$ 94,625,052.98	78.29%	\$ 605,898,301.20	96.66%	\$ 700,523,354.18	93.69%
Invoices paid within 31 to 60 calendar days	\$ 20,307,410.17	16.80%	\$ 17,055,828.56	2.72%	\$ 37,363,238.73	5.00%
Invoices paid greater than 60 calendar days	\$ 5,940,026.58	4.91%	\$ 3,855,083.20	0.62%	\$ 9,795,109.78	1.31%
Total value of invoices paid	\$ 120,872,489.73		\$ 626,809,212.96		\$ 747,681,702.69	

Total Value by Agency



Total Value by Month



- Paid in 30 calendar days or less
- Paid within 31 to 60 calendar days
- Paid greater than 60 calendar days
- Total value of invoices paid

Value - 2014/15 Year-to-date

	SA Health		Agencies (excluding SA Health)		Total	
■	\$304,747,235.88	81.68%	\$ 1,769,116,279.46	97.91%	\$ 2,073,863,515.34	95.13%
■	\$50,590,854.44	13.56%	\$ 30,938,003.00	1.71%	\$ 81,528,857.44	3.74%
■	\$17,769,580.21	4.76%	\$ 6,879,859.96	0.38%	\$ 24,649,440.17	1.13%
Total	\$373,107,670.53		\$ 1,806,934,142.42		\$ 2,180,041,812.95	