



Accounts Payable

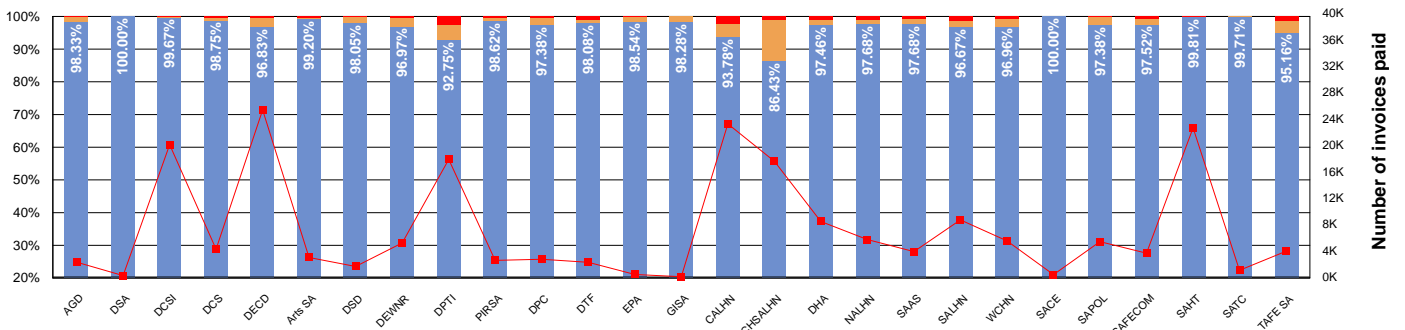
Treasurer's Instruction 11 Reporting

Invoice Payment Time by:

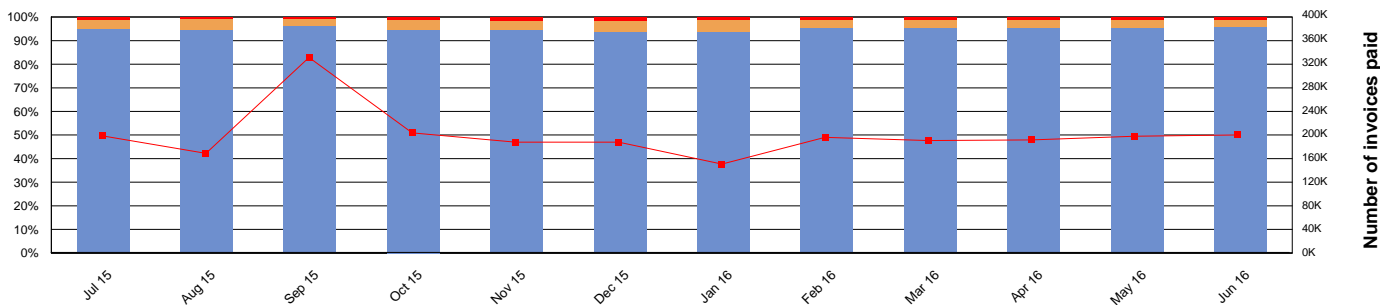
Volume

	June 2016					
	SA Health		Agencies (excluding SA Health)		Total	
Invoices paid within 30 calendar days or less	68,227	93.53%	121,585	97.51%	189,812	96.04%
Invoices paid within 31 to 60 calendar days	3,704	5.08%	2,329	1.87%	6,033	3.05%
Invoices paid greater than 60 calendar days	1,014	1.39%	777	0.62%	1,791	0.91%
<b>Total number of invoices paid</b>	<b>72,945</b>		<b>124,691</b>		<b>197,636</b>	

Total Volume by Agency



Total Volume by Month



- Paid in 30 calendar days or less
- Paid within 31 to 60 calendar days
- Paid greater than 60 calendar days
- Number of invoices paid

Volume - 2015/16 Year-to-date						
	SA Health		Agencies (excluding SA Health)		Total	
<span style="color: blue;">■</span>	767,693	90.87%	1,490,523	97.46%	2,258,216	95.12%
<span style="color: orange;">■</span>	60,802	7.20%	30,158	1.97%	90,960	3.83%
<span style="color: red;">■</span>	16,356	1.94%	8,611	0.56%	24,967	1.05%
<b>Total</b>	<b>844,851</b>		<b>1,529,292</b>		<b>2,374,143</b>	

Please note: The Invoice Payment Performance for June 2016 has been retrospectively adjusted following authorised corrections. The revised performance is reflected in the year-to-date data provided in this report.



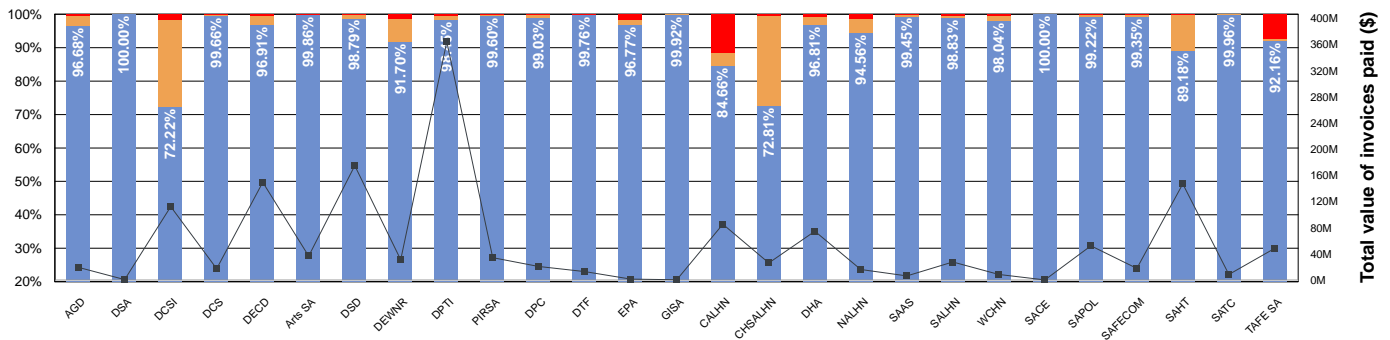
## Accounts Payable

### Treasurer's Instruction 11 Reporting

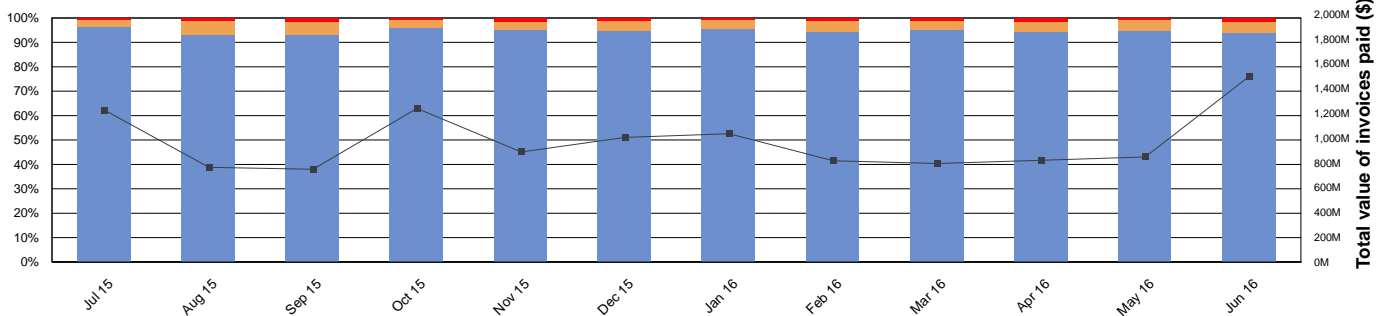
Invoice Payment Time by:

Value	June 2016					
	SA Health		Agencies (excluding SA Health)		Total	
Invoices paid within 30 calendar days or less	\$ 221,531,544.67	90.20%	\$ 1,185,876,568.39	94.60%	\$ 1,407,408,113.06	93.88%
Invoices paid within 31 to 60 calendar days	\$ 13,380,261.38	5.45%	\$ 59,908,194.13	4.78%	\$ 73,288,455.51	4.89%
Invoices paid greater than 60 calendar days	\$ 10,698,848.92	4.36%	\$ 7,738,502.93	0.62%	\$ 18,437,351.85	1.23%
<b>Total value of invoices paid</b>	<b>\$ 245,610,654.97</b>		<b>\$ 1,253,523,265.45</b>		<b>\$ 1,499,133,920.42</b>	

### Total Value by Agency



### Total Value by Month



- Paid in 30 calendar days or less
- Paid within 31 to 60 calendar days
- Paid greater than 60 calendar days
- Total value of invoices paid

Value - 2015/16 Year-to-date						
	SA Health		Agencies (excluding SA Health)		Total	
<span style="color: blue;">■</span>	\$2,036,858,140.02	89.13%	\$ 9,052,552,713.42	96.27%	\$ 11,089,410,853.44	94.88%
<span style="color: orange;">■</span>	\$199,393,703.54	8.73%	\$ 288,435,471.37	3.07%	\$ 487,829,174.91	4.17%
<span style="color: red;">■</span>	\$48,944,029.32	2.14%	\$ 62,244,638.25	0.66%	\$ 111,188,667.57	0.95%
<b>Total</b>	<b>\$2,285,195,872.88</b>		<b>\$ 9,403,232,823.04</b>		<b>\$ 11,688,428,695.92</b>	