



Accounts Payable

Treasurer's Instruction 11 Reporting

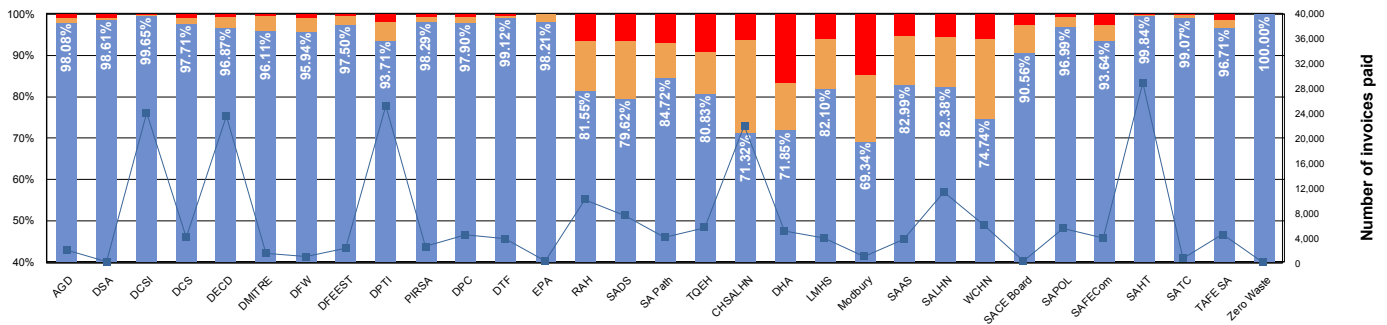
Invoice Payment Time by:

May 2013

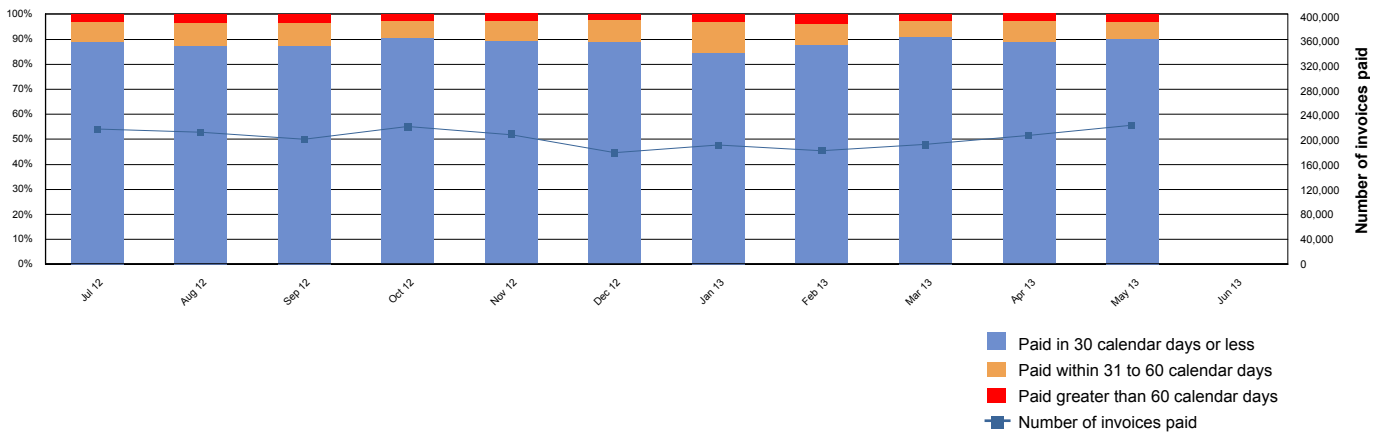
Volume

	SA Health		Agencies using Basware		Total	
	Invoices	%	Invoices	%	Invoices	%
Invoices paid within 30 calendar days or less	62,962	77.63%	139,516	97.41%	202,478	90.26%
Invoices paid within 31 to 60 calendar days	12,456	15.36%	2,764	1.93%	15,220	6.78%
Invoices paid greater than 60 calendar days	5,689	7.01%	941	0.66%	6,630	2.96%
Total number of invoices paid	81,107		143,221		224,328	

Total volume by Agency



Total volume by month



- Paid in 30 calendar days or less
- Paid within 31 to 60 calendar days
- Paid greater than 60 calendar days
- Number of invoices paid

Volume - 2012/13 Year-to-date

	SA Health		Agencies using Basware		Total	
	Invoices	%	Invoices	%	Invoices	%
■	612,404	76.01%	1,377,963	95.78%	1,990,367	88.68%
■	141,694	17.59%	46,937	3.26%	188,631	8.40%
■	51,621	6.41%	13,715	0.95%	65,336	2.91%
Total	805,719		1,438,615		2,244,334	



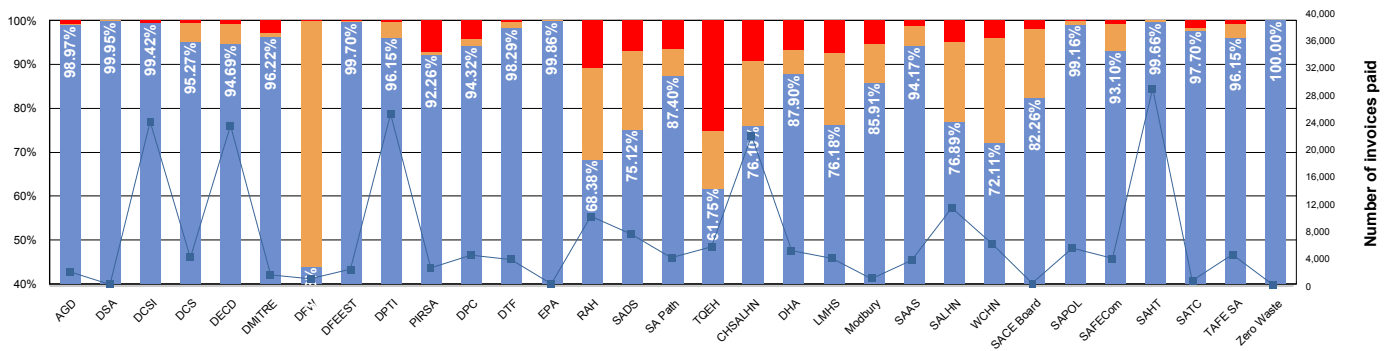
Accounts Payable

Treasurer's Instruction 11 Reporting

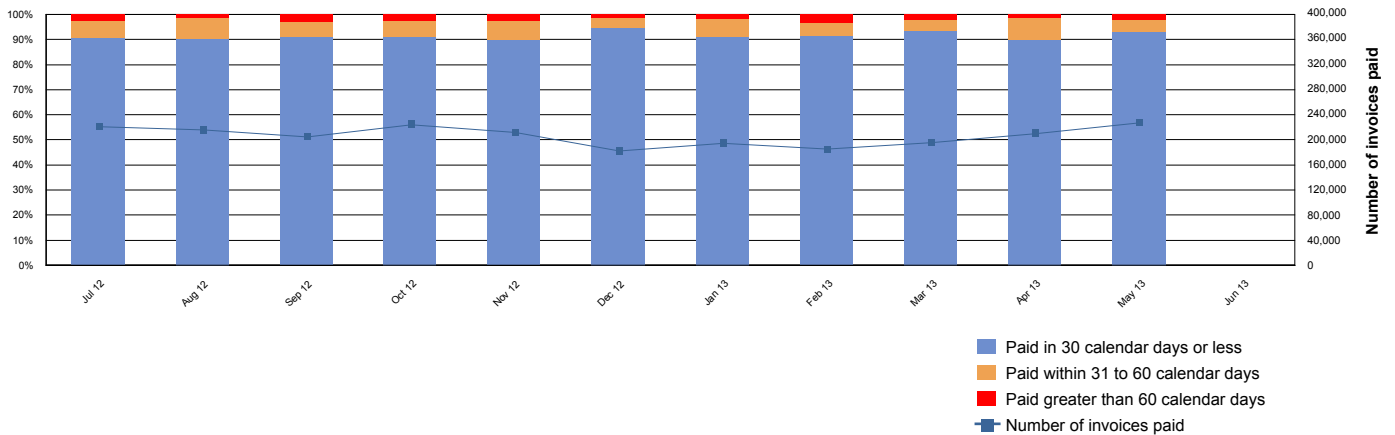
Invoice Payment Time by:

Value	May 2013					
	SA Health		Agencies using Basware		Total	
Invoices paid within 30 calendar days or less	\$ 160,465,592.48	79.28%	\$ 901,105,234.44	96.15%	\$ 1,061,570,826.92	93.15%
Invoices paid within 31 to 60 calendar days	\$ 24,894,757.19	12.30%	\$ 28,472,531.03	3.04%	\$ 53,367,288.22	4.68%
Invoices paid greater than 60 calendar days	\$ 17,048,903.72	8.42%	\$ 7,621,519.25	0.81%	\$ 24,670,422.97	2.16%
Total value of invoices paid	\$ 202,409,253.39		\$ 937,199,284.72		\$ 1,139,608,538.11	

Total Value by Agency



Total Value by month



- Paid in 30 calendar days or less
- Paid within 31 to 60 calendar days
- Paid greater than 60 calendar days
- Number of invoices paid

Value - 2012/13 Year-to-date						
	SA Health		Agencies using Basware		Total	
■	\$ 1,601,323,099.39	72.78%	\$ 8,750,867,158.67	96.06%	\$ 10,352,190,258.06	91.53%
■	\$ 409,277,379.57	18.60%	\$ 283,188,479.75	3.11%	\$ 692,465,859.32	6.12%
■	\$ 189,590,796.40	8.62%	\$ 76,102,358.15	0.84%	\$ 265,693,154.55	2.35%
Total	\$ 2,200,191,275.36		\$ 9,110,157,996.57		\$ 11,310,349,271.93	