



Accounts Payable

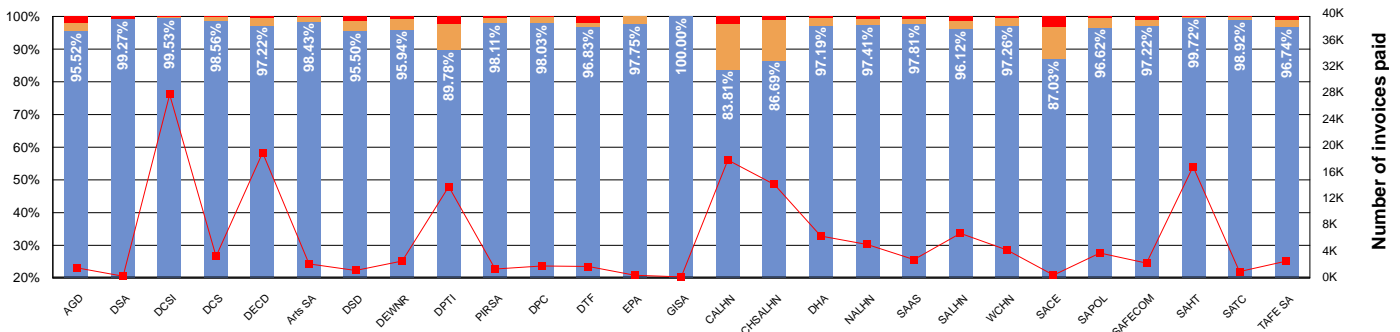
Treasurer's Instruction 11 Reporting

Invoice Payment Time by:

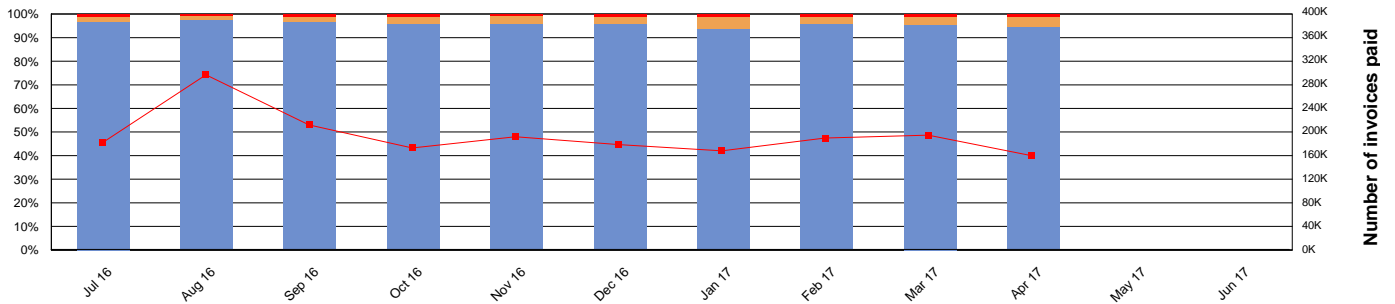
Volume

	April 2017					
	SA Health		Agencies (excluding SA Health)		Total	
Invoices paid within 30 calendar days or less	50,894	90.29%	98,509	97.20%	149,403	94.73%
Invoices paid within 31 to 60 calendar days	4,688	8.32%	2,213	2.18%	6,901	4.38%
Invoices paid greater than 60 calendar days	787	1.40%	626	0.62%	1,413	0.90%
Total number of invoices paid	56,369		101,348		157,717	

Total Volume by Agency



Total Volume by Month



- Paid in 30 calendar days or less
- Paid within 31 to 60 calendar days
- Paid greater than 60 calendar days
- Number of invoices paid

Volume - 2016/17 Year-to-date						
	SA Health		Agencies (excluding SA Health)		Total	
■	602,097	92.47%	1,242,778	97.82%	1,844,875	96.00%
■	39,583	6.08%	20,983	1.65%	60,566	3.15%
■	9,443	1.45%	6,766	0.53%	16,209	0.84%
Total	651,123		1,270,527		1,921,650	

Please note: The Invoice Payment Performance for April 2017 has been retrospectively adjusted following authorised corrections. The revised performance is reflected in the year-to-date data provided in this report.



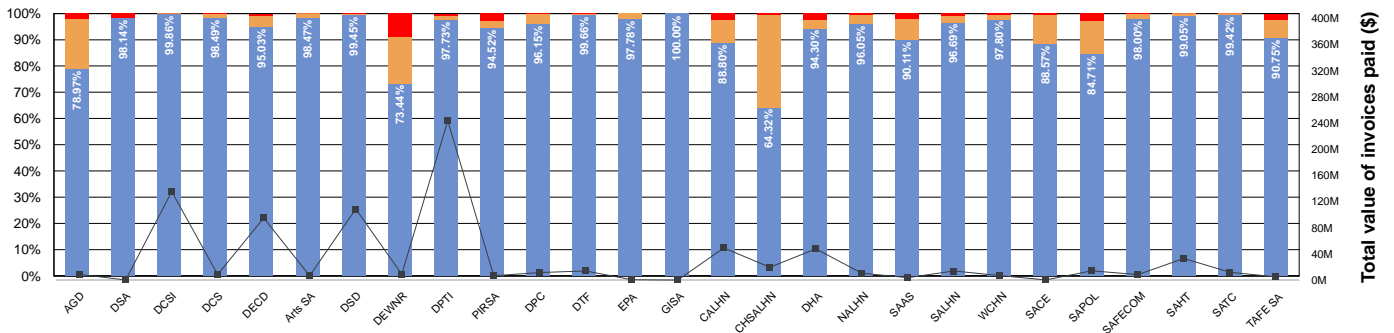
Accounts Payable

Treasurer's Instruction 11 Reporting

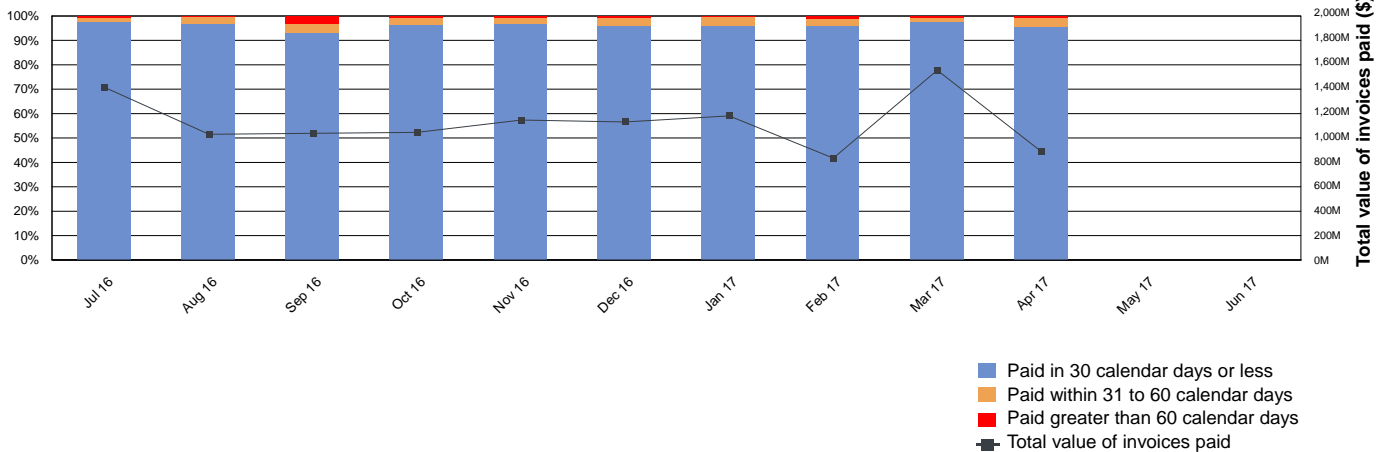
Invoice Payment Time by:

Value	April 2017					
	SA Health		Agencies (excluding SA Health)		Total	
Invoices paid within 30 calendar days or less	\$ 135,713,320.54	89.02%	\$ 703,993,871.30	97.27%	\$ 839,707,191.84	95.83%
Invoices paid within 31 to 60 calendar days	\$ 14,023,321.95	9.20%	\$ 15,281,949.94	2.11%	\$ 29,305,271.89	3.34%
Invoices paid greater than 60 calendar days	\$ 2,715,808.77	1.78%	\$ 4,482,511.87	0.62%	\$ 7,198,320.64	0.82%
Total value of invoices paid	\$ 152,452,451.26		\$ 723,758,333.11		\$ 876,210,784.37	

Total Value by Agency



Total Value by Month



Value - 2016/17 Year-to-date						
	SA Health		Agencies (excluding SA Health)		Total	
■	\$1,751,709,302.81	91.39%	\$ 8,952,352,714.81	97.51%	\$ 10,704,062,017.62	96.46%
■	\$142,386,078.01	7.43%	\$ 162,177,286.75	1.77%	\$ 304,563,364.76	2.74%
■	\$22,731,568.58	1.19%	\$ 66,106,907.94	0.72%	\$ 88,838,476.52	0.80%
Total	\$1,916,826,949.40		\$ 9,180,636,909.50		\$ 11,097,463,858.90	