



Accounts Payable

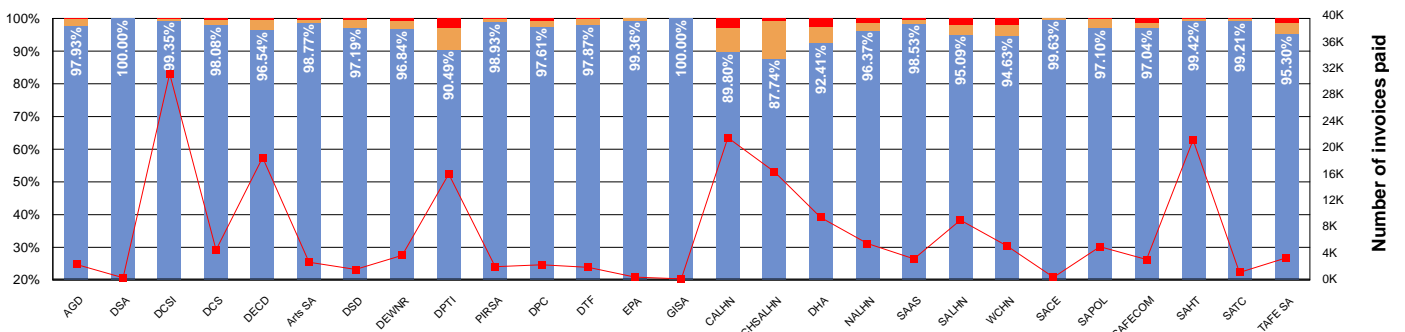
Treasurer's Instruction 11 Reporting

Invoice Payment Time by:

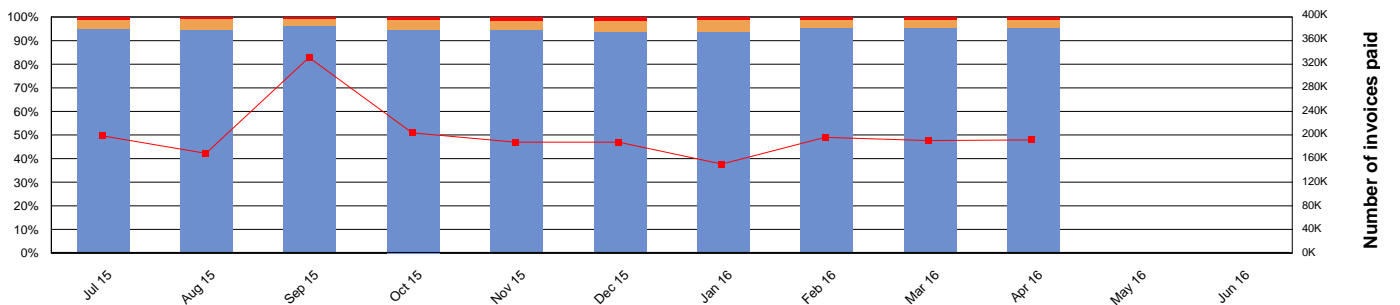
Volume

	April 2016					
	SA Health		Agencies (excluding SA Health)		Total	
Invoices paid within 30 calendar days or less	63,616	91.59%	116,306	97.23%	179,922	95.16%
Invoices paid within 31 to 60 calendar days	4,500	6.48%	2,559	2.14%	7,059	3.73%
Invoices paid greater than 60 calendar days	1,340	1.93%	755	0.63%	2,095	1.11%
Total number of invoices paid	69,456		119,620		189,076	

Total Volume by Agency



Total Volume by Month



- Paid in 30 calendar days or less
- Paid within 31 to 60 calendar days
- Paid greater than 60 calendar days
- Number of invoices paid

Volume - 2015/16 Year-to-date						
	SA Health		Agencies (excluding SA Health)		Total	
■	627,810	90.37%	1,254,238	97.50%	1,882,048	95.00%
■	52,800	7.60%	25,269	1.96%	78,069	3.94%
■	14,116	2.03%	6,856	0.53%	20,972	1.06%
Total	694,726		1,286,363		1,981,089	

Please note: The Invoice Payment Performance for April 2016 has been retrospectively adjusted following authorised corrections. The revised performance is reflected in the year-to-date data provided in this report.



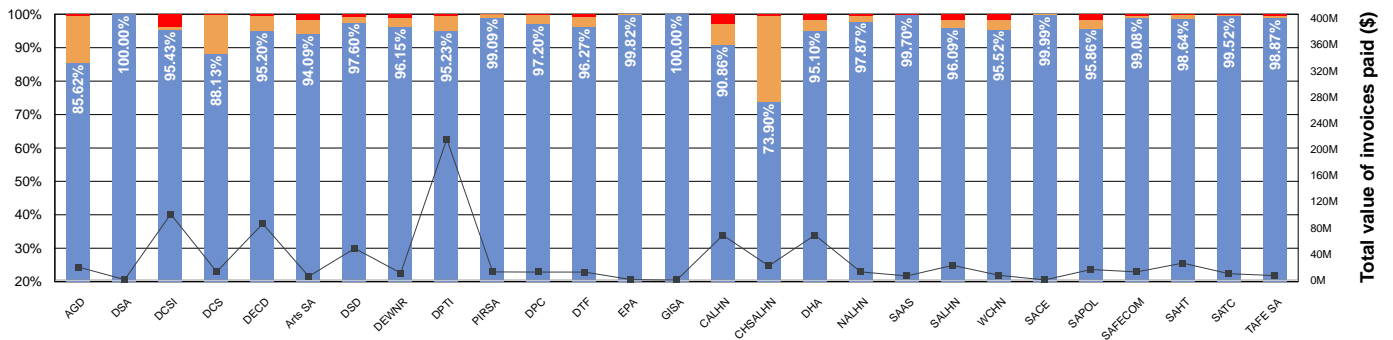
Accounts Payable

Treasurer's Instruction 11 Reporting

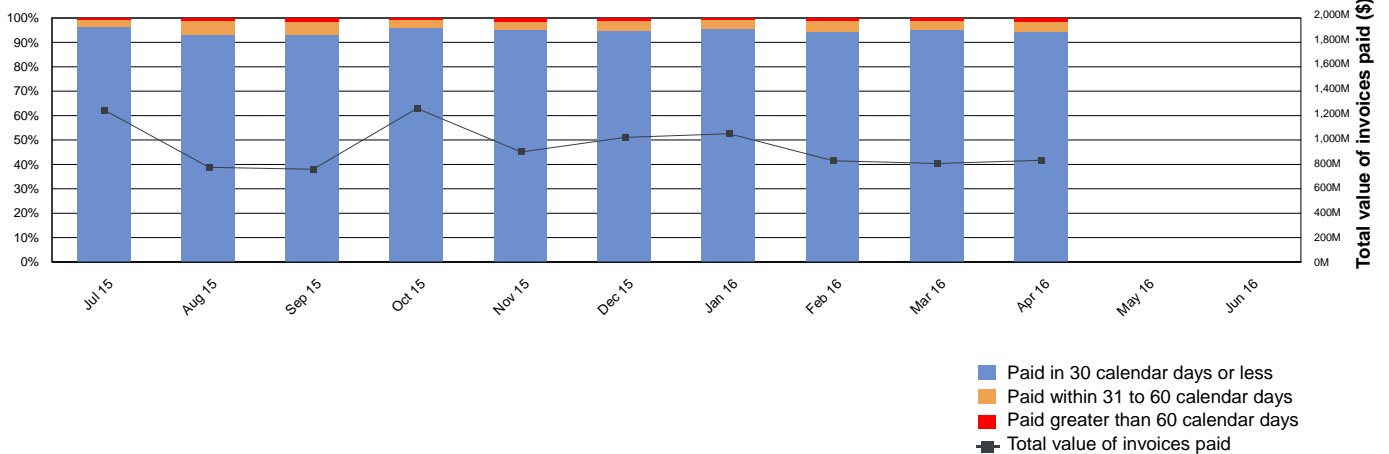
Invoice Payment Time by:

Value	April 2016					
	SA Health		Agencies (excluding SA Health)		Total	
Invoices paid within 30 calendar days or less	\$ 191,741,435.34	91.92%	\$ 585,035,186.72	95.50%	\$ 776,776,622.06	94.59%
Invoices paid within 31 to 60 calendar days	\$ 13,177,158.81	6.32%	\$ 21,027,034.68	3.43%	\$ 34,204,193.49	4.17%
Invoices paid greater than 60 calendar days	\$ 3,686,732.62	1.77%	\$ 6,537,767.63	1.07%	\$ 10,224,500.25	1.25%
Total value of invoices paid	\$ 208,605,326.77		\$ 612,599,989.03		\$ 821,205,315.80	

Total Value by Agency



Total Value by Month



Value - 2015/16 Year-to-date						
	SA Health		Agencies (excluding SA Health)		Total	
■	\$1,620,426,956.73	88.59%	\$ 7,256,281,744.20	96.60%	\$ 8,876,708,700.93	95.03%
■	\$172,660,963.05	9.44%	\$ 205,406,302.76	2.73%	\$ 378,067,265.81	4.05%
■	\$36,058,735.31	1.97%	\$ 50,197,033.31	0.67%	\$ 86,255,768.62	0.92%
Total	\$1,829,146,655.09		\$ 7,511,885,080.27		\$ 9,341,031,735.36	