



Accounts Payable

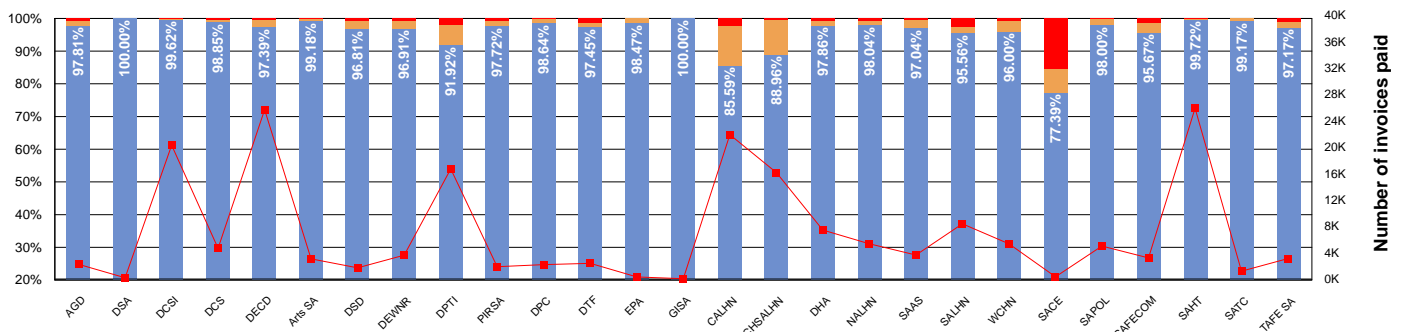
Treasurer's Instruction 11 Reporting

Invoice Payment Time by:

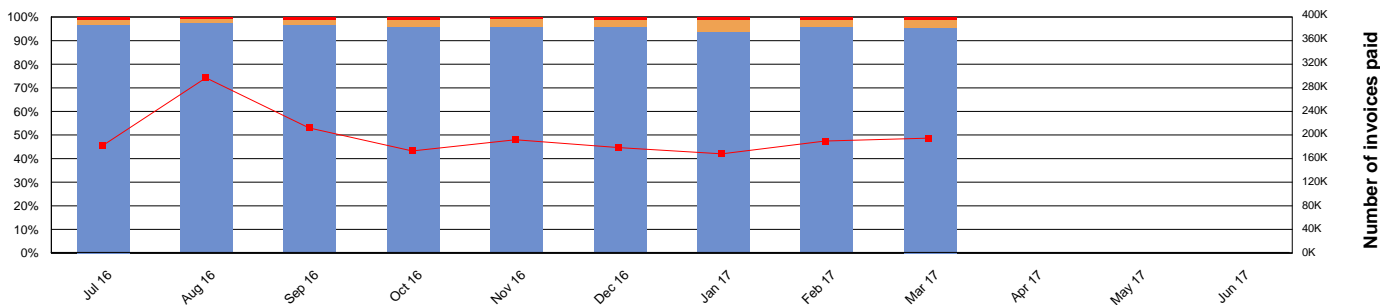
Volume

	March 2017					
	SA Health		Agencies (excluding SA Health)		Total	
Invoices paid within 30 calendar days or less	62,320	91.36%	120,821	97.54%	183,141	95.34%
Invoices paid within 31 to 60 calendar days	4,969	7.28%	2,315	1.87%	7,284	3.79%
Invoices paid greater than 60 calendar days	928	1.36%	735	0.59%	1,663	0.87%
Total number of invoices paid	68,217		123,871		192,088	

Total Volume by Agency



Total Volume by Month



- Paid in 30 calendar days or less
- Paid within 31 to 60 calendar days
- Paid greater than 60 calendar days
- Number of invoices paid

Volume - 2016/17 Year-to-date						
	SA Health		Agencies (excluding SA Health)		Total	
■	551,203	92.68%	1,144,269	97.87%	1,695,472	96.12%
■	34,895	5.87%	18,770	1.61%	53,665	3.04%
■	8,656	1.46%	6,140	0.53%	14,796	0.84%
Total	594,754		1,169,179		1,763,933	

Please note: The Invoice Payment Performance for March 2017 has been retrospectively adjusted following authorised corrections. The revised performance is reflected in the year-to-date data provided in this report.



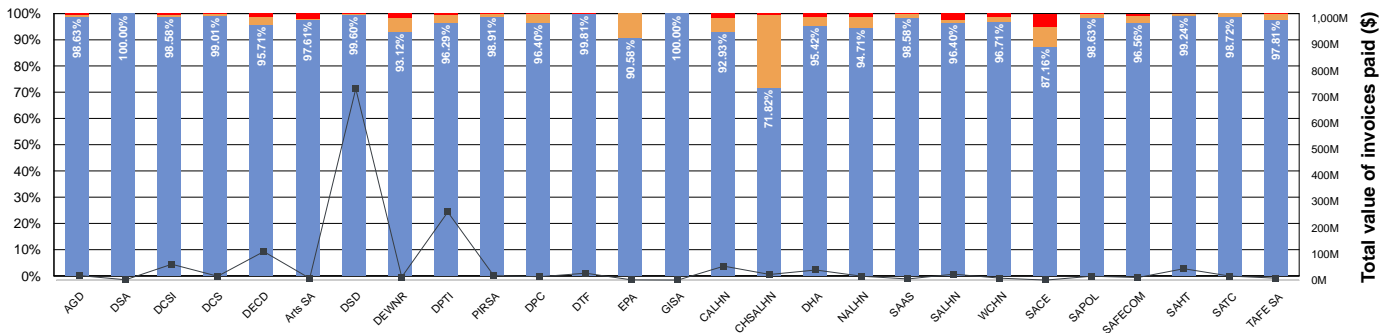
Accounts Payable

Treasurer's Instruction 11 Reporting

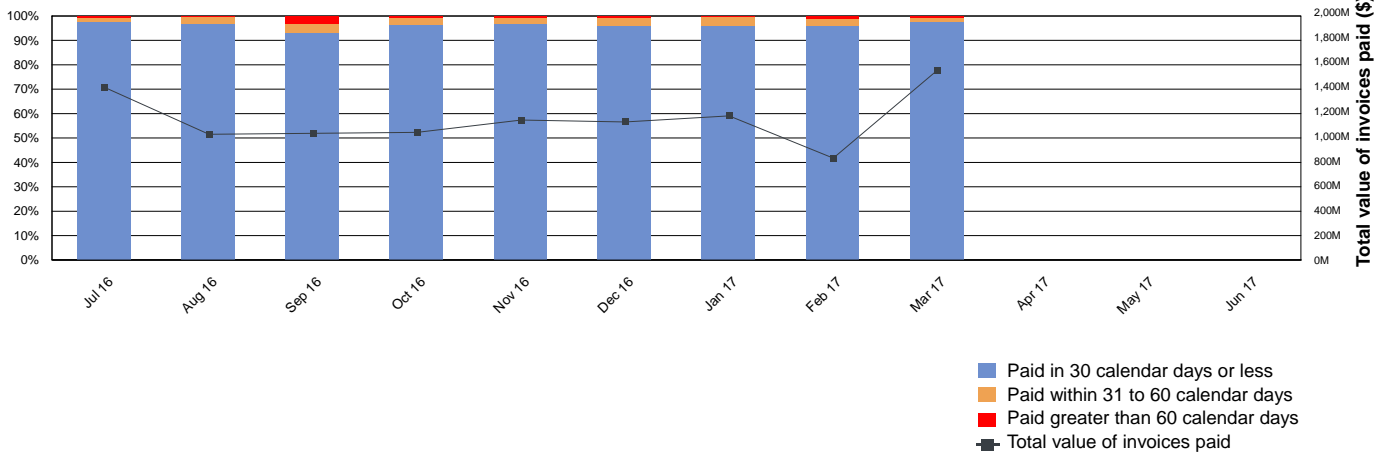
Invoice Payment Time by:

Value	March 2017					
	SA Health		Agencies (excluding SA Health)		Total	
Invoices paid within 30 calendar days or less	\$ 151,379,523.89	91.69%	\$ 1,344,646,081.92	98.42%	\$ 1,496,025,605.81	97.69%
Invoices paid within 31 to 60 calendar days	\$ 11,258,984.02	6.82%	\$ 16,575,166.50	1.21%	\$ 27,834,150.52	1.82%
Invoices paid greater than 60 calendar days	\$ 2,452,436.33	1.49%	\$ 5,040,231.06	0.37%	\$ 7,492,667.39	0.49%
Total value of invoices paid	\$ 165,090,944.24		\$ 1,366,261,479.48		\$ 1,531,352,423.72	

Total Value by Agency



Total Value by Month



Value - 2016/17 Year-to-date						
	SA Health		Agencies (excluding SA Health)		Total	
■	\$ 1,615,995,982.27	91.59%	\$ 8,248,358,843.51	97.53%	\$ 9,864,354,825.78	96.51%
■	\$ 128,362,756.06	7.28%	\$ 146,895,336.81	1.74%	\$ 275,258,092.87	2.69%
■	\$ 20,015,759.81	1.13%	\$ 61,624,396.07	0.73%	\$ 81,640,155.88	0.80%
Total	\$ 1,764,374,498.14		\$ 8,456,878,576.39		\$ 10,221,253,074.53	